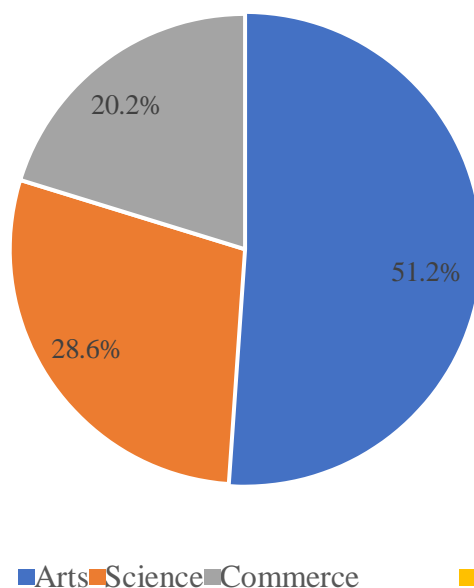


DULIAJAN COLLEGE
Analysis Report on
Feedback for Students Satisfactory Survey



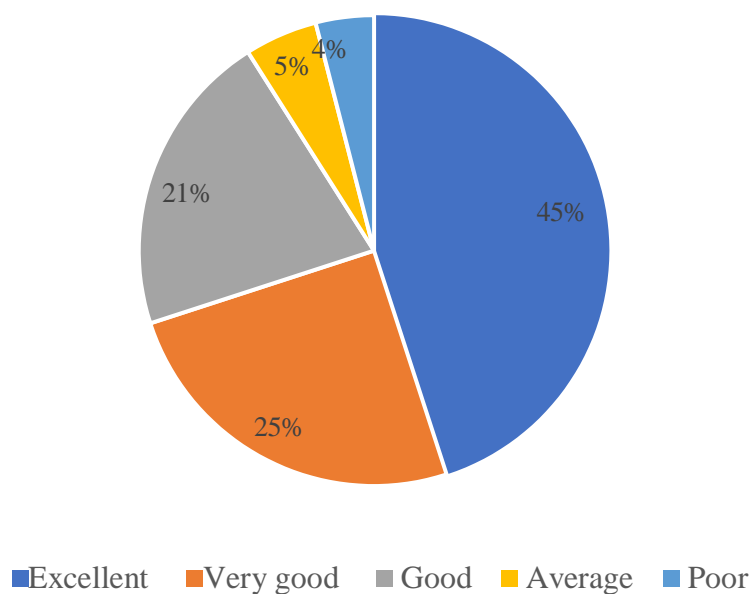
AQAR: 2024–2025

1. Stream available in Duliajan College



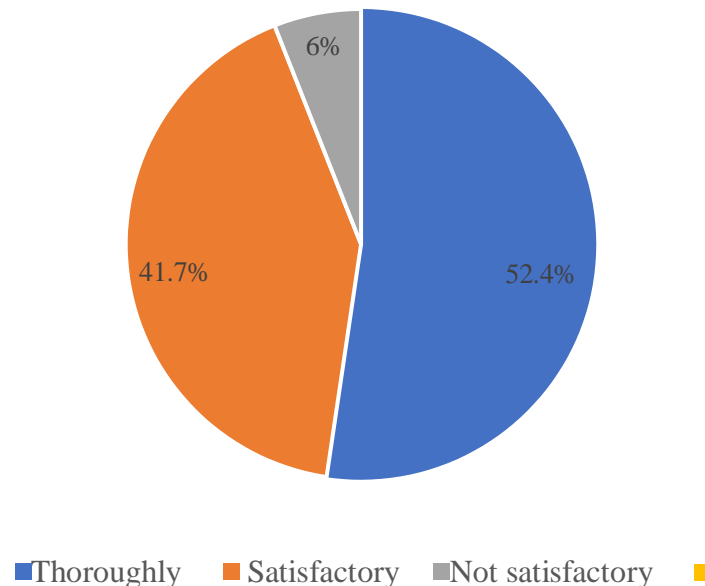
At present, the institution provides three streams i.e. Arts, Science and Commerce. The highest number of respondents is from the Arts stream with 51.2%. It was followed by the Science stream with 28.6% respondents and Commerce has the lowest number of respondents with only 20.2%.

2. Your view on the teaching methods that are used to cover the course content of the syllabus



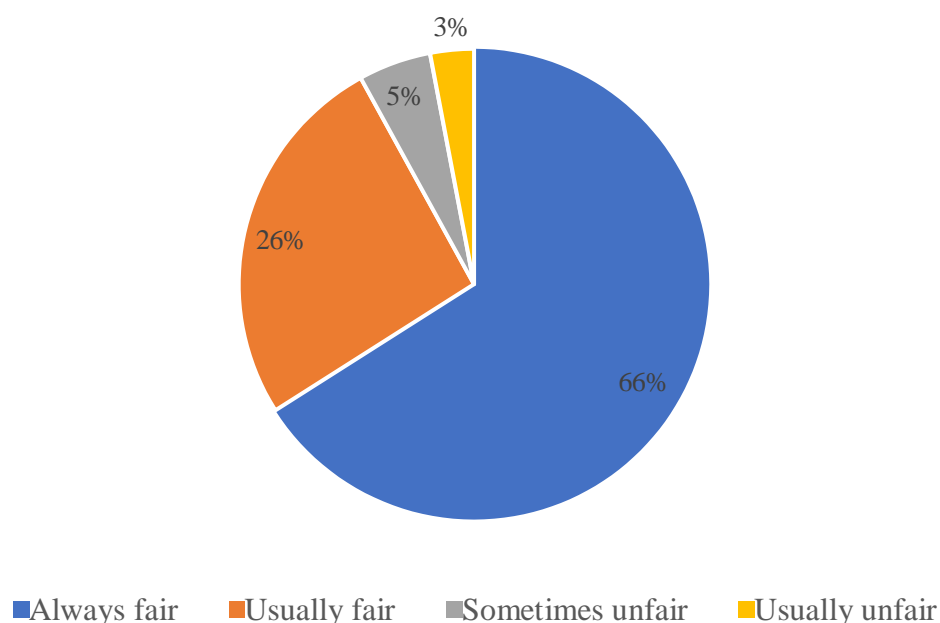
Around 45% of the respondents say that the teaching methods that are used to cover the course content of the syllabus are very good. 25% of the respondents' response it is as good, while 21%, of the respondents found it excellent, the remaining two marked it as average (5%) and poor (4%).

3. How well did the teachers prepare for the classes?



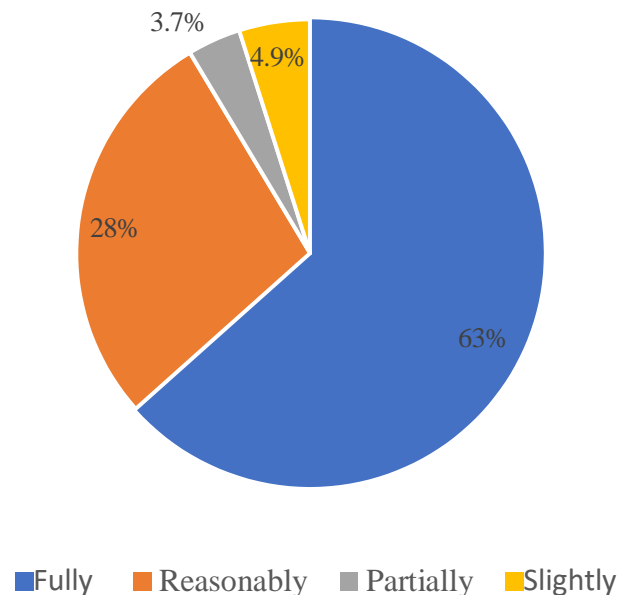
When questions were asked to the students regarding the preparedness of teachers for the classes, 52.4% of the student's say that the teachers were thoroughly prepared, whereas 4.7% of the students find it satisfactory and only 6% rated it as not satisfactory.

4. Fairness of the internal assessment process by the teachers



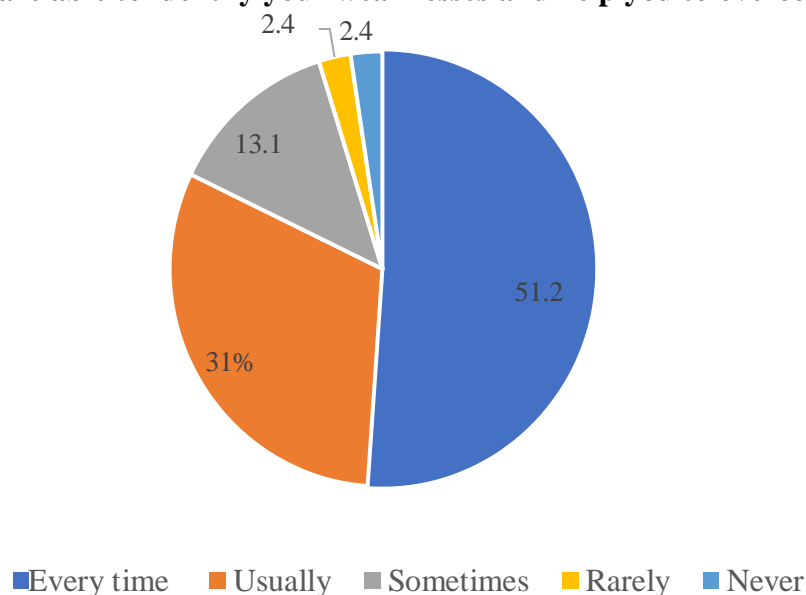
When questioned on the fairness of the internal assessment process by the teachers, around 66% of the students found it as always fair. 26% of the students claimed that it is usually fair, whereas 5% of the students response that it is sometimes unfair and 3% of the students says that is usually unfair.

5. The teachers identify your strength and encourage you with providing right level of guidance



63% of the respondents say that they were fully encouraged and support by the teachers. 28% of the respondents found it reasonably, whereas 4.9% of the respondents say that it is slightly and 3.7% of the respondents say partially.

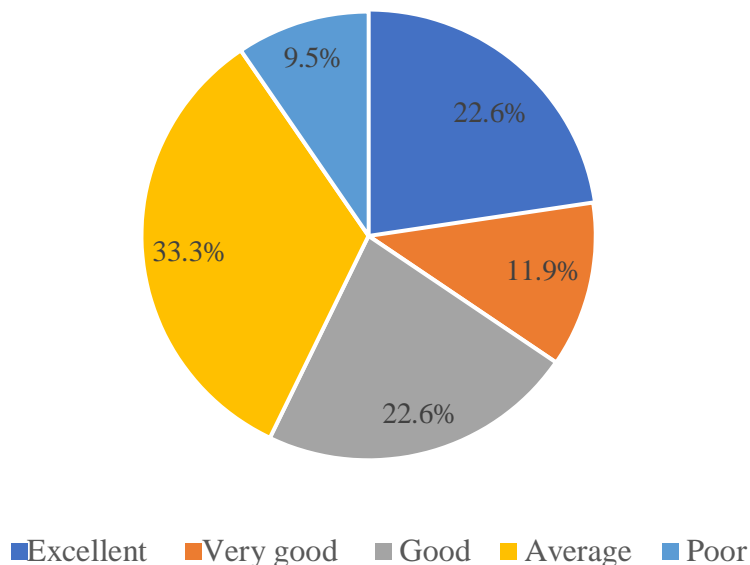
6. Teachers are able to identify your weaknesses and help you to overcome them



When questioned on the role of teachers in identifying on the weakness of students, 51.2% of the student's response that the teachers assisted them every time where they are in need. 31% of the students said that it is usually, whereas 13.1% of the student's response that it is

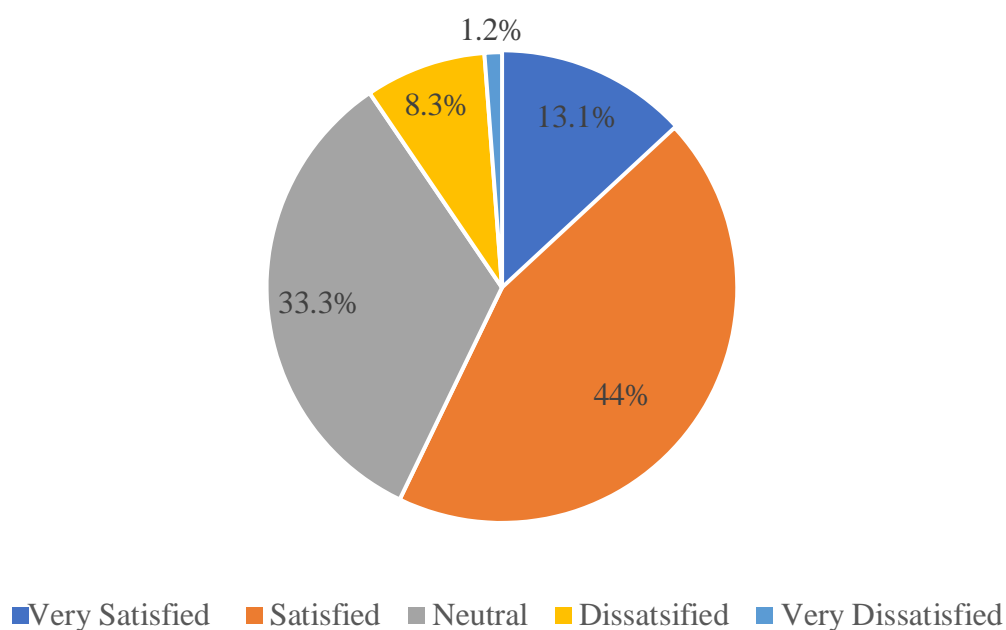
sometimes and 2.4% of the students claimed that it is rare and never.

7. Canteen facility



33.3% of the respondents say that the Canteen facility available in the college is average. 22.6% of the respondent's response it as excellent and good, whereas 11.9% of the students say that it very good and 9.5% of the respondents say that it is poor.

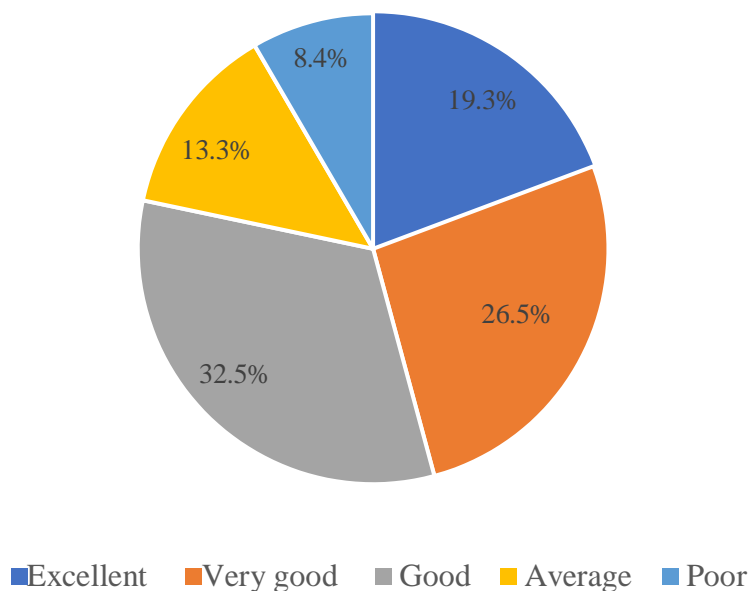
8. Availability of Books/Newspaper/Journals/Magazines/Digital resources in the library



44% of the respondents say that they are satisfied with availability of books, Newspaper, Journal, Magazines, Digital resources in the library. 33.3% of the respondents say that it is neutral. 13.1% of the respondent's found it as very satisfied, whereas 8.3% and 1.2% of the

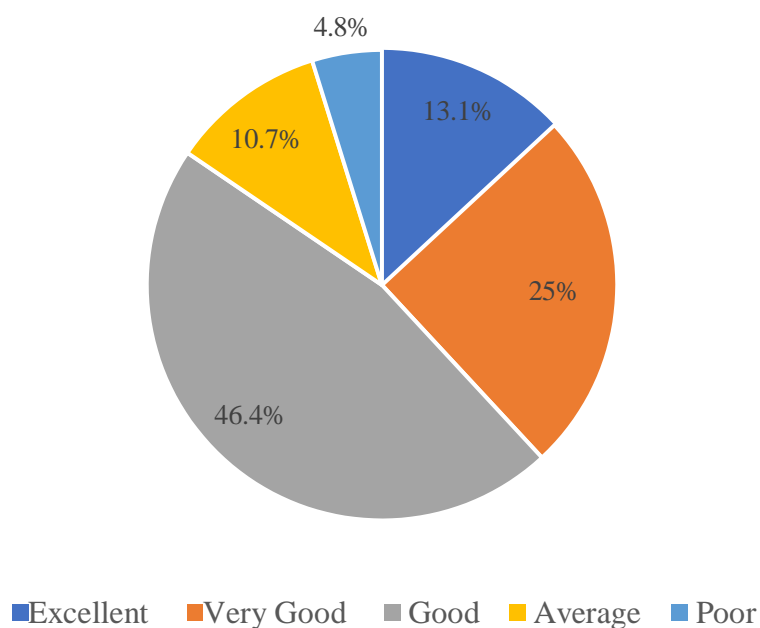
respondents say that are dissatisfied and very dissatisfied with the resources available in the library.

9. Sports facility



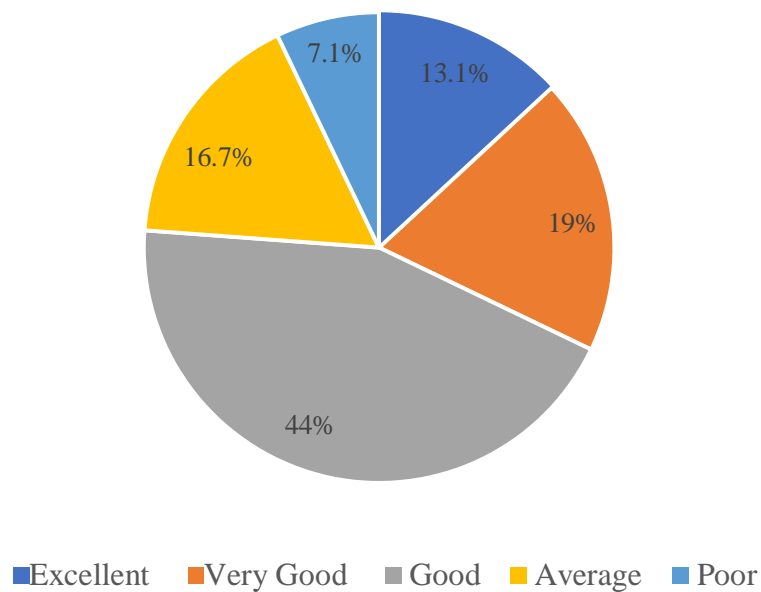
Around 32.5% of the respondents say that the sport facility available in the college is good. 26.5% of the respondents say that it is very good and 19.3% of the respondents say that it is excellent. On the other hand, 13.3% and 8.4% of the respondents found it as average and poor.

10. Drinking water facility



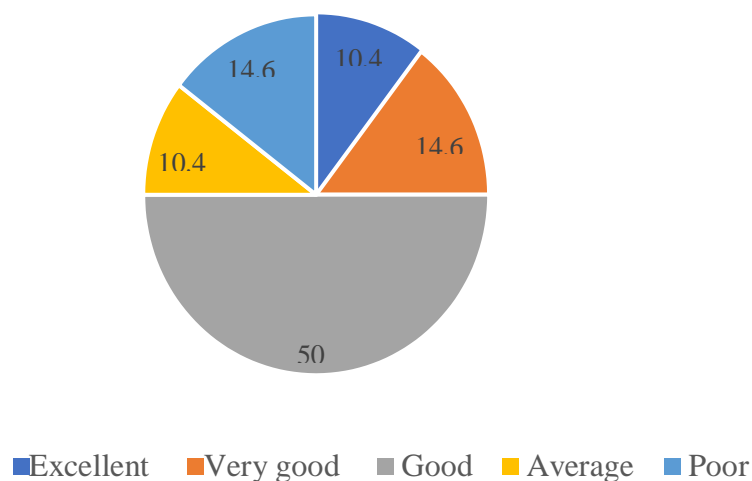
46.4% of the students say that the drinking water facility provided in the college is good and 25% of the students say that it is very good. However, 13.1% of the students say that it is excellent and 10.7% and 4.8% of the students say that it is average and poor.

11. Class room facility



In regards to the classroom facility provided by the college, around 44% of the students say that it is good, on the other hand, 19% of the students found it is as very good and 16.7% of the students say average. 13.1% of the students say that it is excellent and only 7.1% of the students say it is poor.

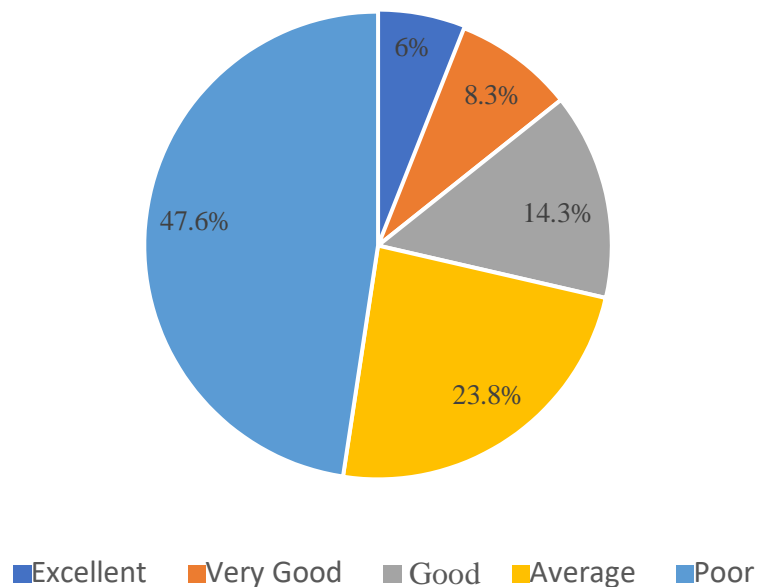
12. Hostel facility (only for hosteller)



50% of the respondents say that the hostel facilities provided by the college is good. On the

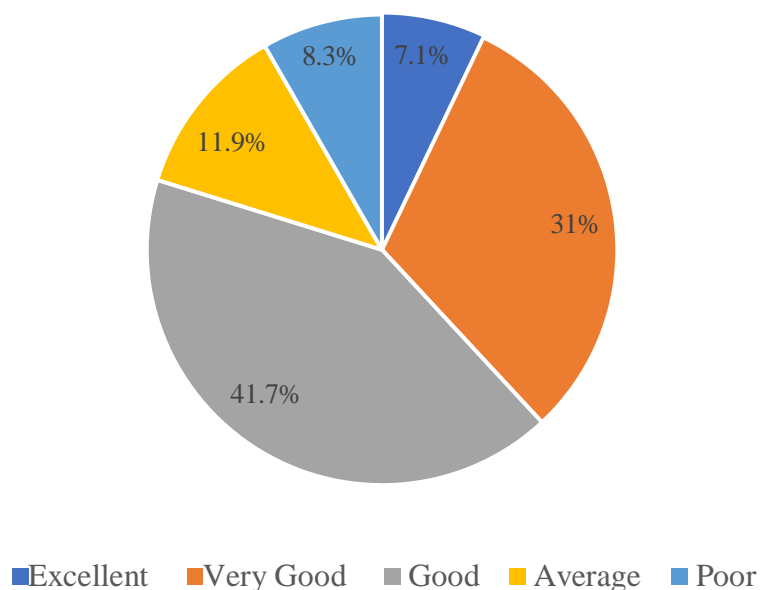
other hand, 14.6% of the respondents say that is very good as well as poor and 10.4% of the respondents rated it is average and excellent.

13. Toilet & Washroom facility



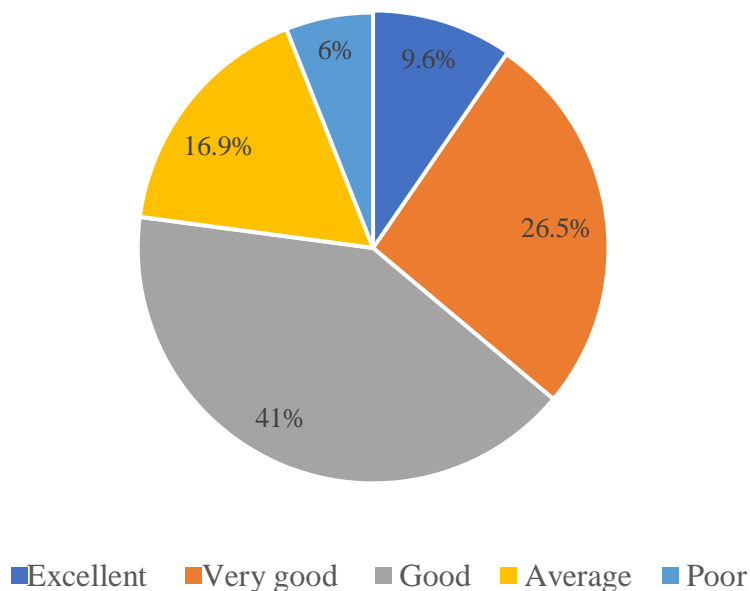
When questioned on the toilet and washroom facility provided by the college, 47.6% of the respondents say that it is poor. 23.8% of the respondents say that it is average and 14.3% of the respondents say that it is good. However, 8.3% and 6% of the respondents found out that it is very good and excellent.

14. Campus safety



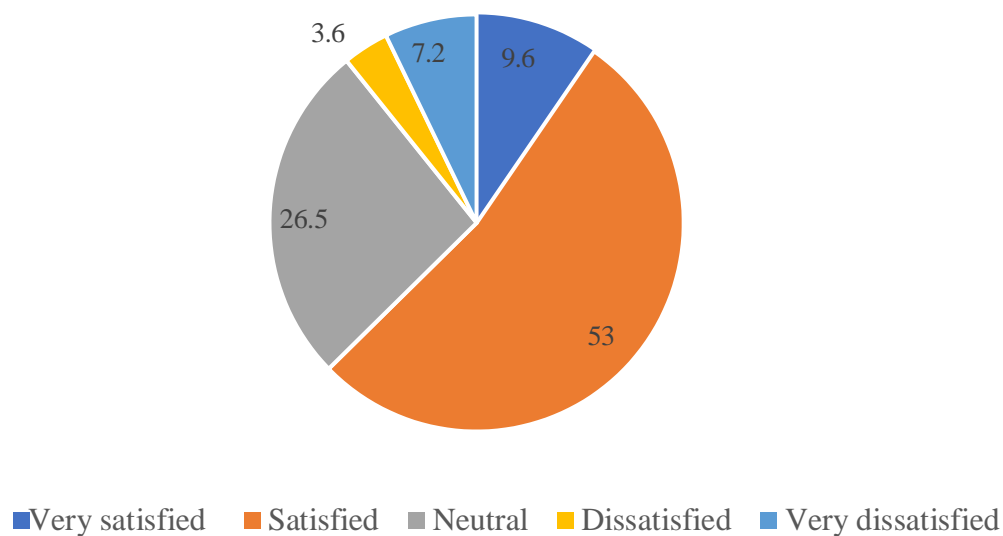
Around 41.7% of the respondents say that the college campus is safe and good. On the other hand, 31% and 11.9% of the respondents say that it is very good and average, 8.3% and 7.1% of the respondents say that it is poor and excellent.

15. Availability of ICT tools in the classroom



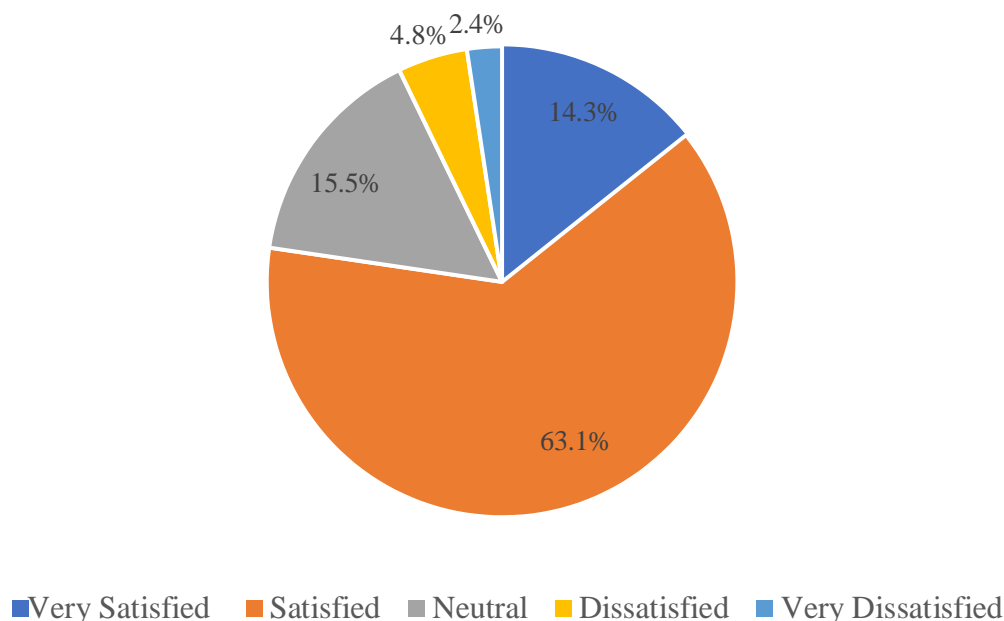
41% of the students say that availability of ICT tools in the classroom is good. On the other hand, 26.5% and 16.9% of the students say that it is very good and average. 9.6% and 6% of the students found that it is excellent and poor.

16. Administrative functions in the college



When questioned on the administrative functions of the college, 53% of the respondents say that they are satisfied with it. However, 26.5% and 9.6% of the respondent's marked it as neutral and very satisfied. 7.2% and 3.6% of the respondents say that they are very dissatisfied with the administrative functions.

17. Overall performance of the college



63.1% of the respondents say that they are satisfied with the overall performance of the college. However, 15.5 % and 14.3% of the respondent's marked it is as neutral and were very satisfied. 4.8% and 2.4% of the respondents say that they are dissatisfied and very dissatisfied with the overall performance of the institution.

[Signature]
Principal
Duliajan College

